



Microwave-assisted tandem reactions for the synthesis of 2-hydrazolyl-4-thiazolidinones

Cecilia Saiz^a, Chiara Pizzo^a, Eduardo Manta^a, Peter Wipf^b, S. Graciela Mahler^{a,*}

^aLaboratorio de Química Farmacéutica, DQO, Facultad de Química, Universidad de la República, Gral Flores 2124, CC 1157, Montevideo, Uruguay

^bDepartment of Chemistry, University of Pittsburgh, Pittsburgh, PA 15260, USA

ARTICLE INFO

Article history:

Received 9 September 2008

Revised 3 December 2008

Accepted 4 December 2008

Available online 10 December 2008

Keywords:

2-Hydrazolyl-4-thiazolidinones

2-Hydrazolyl-5,5-diphenyl-4-thiazolidinones

Microwave

Tandem reactions

ABSTRACT

A tandem method for the synthesis of 2-hydrazolyl-4-thiazolidinones (**5**) from commercially available materials in a 3-component reaction has been developed. The reaction connects aldehydes, thiosemicarbazides, and maleic anhydride, effectively assisted by microwave irradiation. The synthesis of a new type of compound, 2-hydrazolyl-5,5-diphenyl-4-thiazolidinone (**7**), obtained by treatment of thiosemicarbazone with benzil in basic media is also reported. HOMO/LUMO energies, orbital coefficients, and charge distribution were used to explain the proposed reaction mechanism.

© 2008 Elsevier Ltd. All rights reserved.

4-Thiazolidinones are an important group of heterocycles found in numerous natural products and pharmaceuticals.¹ In particular, 2-hydrazolyl-4-thiazolidinones (**5**) are a class of compounds that combine thiosemicarbazones with 4-thiazolidinones, two building blocks with interesting biological activities. For example, *Trypanosoma cruzi*,² *Plasmodium falciparum*,³ and antitumor⁴ activities have been described for thiosemicarbazones, and COX-2 inhibition,⁵ anti-HIV,⁶ and antibacterial⁷ effects as well as human chondrocyte antidegenerative⁸ properties have been found for 4-thiazolidinones. In addition, the combination of these two pharmacophores has been used to exhibit anti-*Toxoplasma Gondii*,^{9a} antimicrobial,^{9b} antiviral,¹⁰ and antifungal properties.¹¹

Among the reported methods for 2-hydrazolyl-4-thiazolidinone synthesis is a 2 step sequence: (1) a reaction between aldehydes (**1**) and thiosemicarbazides (**2**) to give thiosemicarbazones (**3**); (2) a thia-Michael addition of thiosemicarbazones (**3**) to maleic anhydride in dry PhMe and DMF at reflux to give the hydrazolyl-4-thiazolidinone (**5**) (Scheme 1).⁹

As a part of our search for new biologically active heterocyclic compounds, we focused on the possibility of optimizing this procedure by developing a tandem microwave-assisted reaction sequence.

Multi-step or cascade reactions can be defined as the combination of two or more reactions in a specific order that occur in one pot.¹² They are very attractive due to their ease of setup. In traditional single-step processes, the reaction and product isolation

are carried out independently and repeatedly to synthesize the target compounds. The former process allows a minimization of waste, and, compared to stepwise reactions, the amount of solvent, reagents, adsorbents, and energy is extensively decreased.¹³

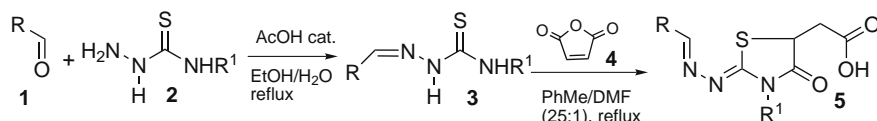
The use of microwave ovens to perform organic synthesis has received a great deal of attention over the last 10 years. Several publications have shown that microwave irradiation can circumvent the need for prolonged heating,¹⁴ and it is generally accepted that this source of energy minimizes side reactions and accelerates the rate of chemical reactions.¹⁵

Herein, we wish to report an efficient tandem procedure for the synthesis of 2-hydrazolyl-4-thiazolidinones under microwave conditions. Different solvents and various reaction equivalents were explored until we obtained good isolated yields of thiazolidinones (Scheme 2, Table 1). Microwave heating for the synthesis of thiazolidinone **5a** resulted in a significantly better yield compared to thermal conditions (75% vs 40%, entries 2 and 1, Table 1). Microwave irradiation also allowed for a faster conversion.

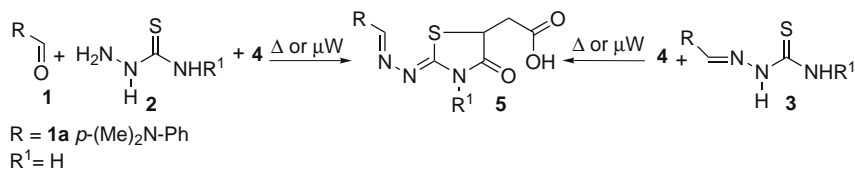
For tandem reactions, the best yields were obtained when a solvent mixture of PhMe/DMF (1:1) was used. Thiazolidinone **5a** was prepared in 68% yield (54% considering both reactions) using a stepwise sequence, and in 82% yield under tandem conditions (entries 3 and 4, Table 1). We found that a tandem sequence was more efficient than a stepwise conversion under microwave irradiation.

The optimal conditions for the microwave-assisted tandem sequence were determined to be a mixture of PhMe/DMF (1:1) as a solvent, with catalytic *p*-TsOH and an excess of maleic anhydride (5 equiv) at 100–120 °C (Scheme 3).¹⁶

* Corresponding author. Tel.: +598 2 9290290; fax: +598 2 9241906.
E-mail address: gmahler@fq.edu.uy (S.G. Mahler).



Scheme 1. Stepwise 2-hydrazolyl-4-thiazolidinone synthesis under conventional conditions.

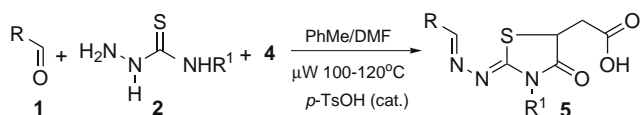


Scheme 2. Tandem and stepwise reactions for the synthesis of 2-hydrazolyl-4-thiazolidinone.

Table 1
Comparison of stepwise and tandem reactions using regular thermal and microwave heating

Entry	Reagents	Conditions	Solvent	Additive	Product, yield ^a (%)
1	3a (1 equiv), 4 (1.2 equiv)	Δ, reflux, 12 h.	PhMe	<i>p</i> -TsOH (0.1 equiv)	5c (40)
2	3a (1 equiv), 4 (1.2 equiv)	μW, 120 °C, 6 min	PhMe	<i>p</i> -TsOH (0.1 equiv)	5c (72)
3	3a (1 equiv), 4 (5 equiv)	μW, 120 °C, 6 min	PhMe/DMF	<i>p</i> -TsOH (0.1 equiv)	5b (68)
4	1a (1 equiv), 2 (1.2 equiv), 4 (5 equiv)	μW, 120 °C, 6 min	PhMe/DMF	<i>p</i> -TsOH (0.1 equiv)	5b (82)

^a Isolated yields after purification.



Scheme 3. Optimized tandem reaction for 2-hydrazolyl-4-thiazolidinone synthesis (R¹=H).

Under optimized microwave conditions, a range of aromatic and some aliphatic aldehydes were converted to the desired heterocycles (Table 2). Aromatic aldehydes provided good yields from 45% to 82%, at 120 °C after a 6–12 min reaction time, except for 2-thiophene-carboxaldehyde where the yield dropped to 33%, probably due to the formation of polymeric materials derived from the starting material (Table 2, entries 1–8). The reaction seems to be independent of electron-withdrawing or electron-donating substitutions in the aldehydes (Table 2, entries 1 and 3).

For aliphatic aldehydes, we found that the optimum temperature was 100 °C; otherwise polymerization products were obtained. Compounds **5i** and **5j** were thus isolated in 34% and 64% yields, respectively (Table 2, entries 9 and 10).

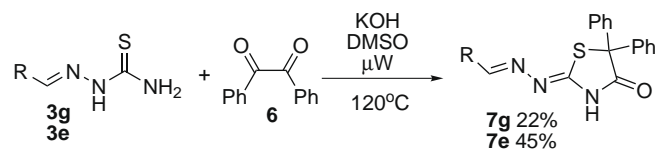
Table 2
Optimized tandem reaction for 2-hydrazolyl-4-thiazolidinone synthesis under microwave irradiation conditions

Entry	Compound RCHO	Temperature (°C), time (min)	Product (yield ^a (%))	Mp (°C)
1	1a <i>p</i> -N(Me) ₂ -Ph	120, 6	5a (82)	278–279 dec.
2	1b <i>p</i> -OBut-Ph	120, 6	5b (63)	249–250
3	1c <i>p</i> -NO ₂ -Ph	120, 12	5c (61)	270–271 dec.
4	1d <i>o</i> -F-Ph	120, 12	5d (57)	272–273
5	1e <i>p</i> -Cl-Ph	120, 12	5e (70)	273–274
6	1f Ph	120, 6	5f (45)	242–243
7	1g <i>p</i> -MeOPh	120, 9	5g (61)	262–263
8	1h 2-Thiophenyl	120, 5	5h (33)	255–256
9	1i CH(Me) ₂	100, 12	5i (34)	229–230
10	1j CH ₂ CH ₂ Ph	100, 6	5j (64)	199–200

^a Isolated yields after purification.

The reactivity of thiosemicarbazone **3g** (R=*p*-MeOPh) with different Michael acceptors was also investigated. The reaction of **3g** with methyl acrylate¹⁷ or methyl cinnamate¹⁸ did not produce the expected 6-membered 1,3-thiazin-4-one.

Furthermore, we explored the reaction of thiosemicarbazones **3e** (R=*p*-Cl-Ph) and **3g** with benzil **6** as the electrophile. It is well known that ureas and thioureas react with benzil **6** to give 4-imidazolidinones through a benzilic acid rearrangement.¹⁹ Braibante and co-workers reported recently the reaction of thiosemicarbazide (**2**, R¹=H) with benzil to give 1,2,4-triazin-3-thione. The formation of the 6-membered ring can be explained by the nucleophilic attack of both N₁ and N₄ in compound **2** to the benzil carbonyl groups.²⁰ Our results indicate that the reaction of thiosemicarbazone **3** with benzil **6** in KOH/DMSO under microwave conditions led to 2-hydrazolyl-5,5-diphenyl-4-thiazolidinones **7e** and **7g** in 45% and 22% yields, respectively (Scheme 4).²¹ This het-

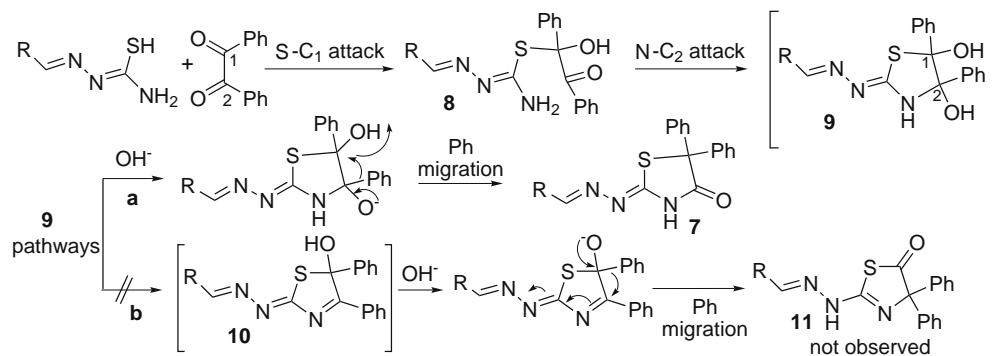


Scheme 4. Synthesis of 2-hydrazolyl-5,5-diphenyl-4-thiazolidinone (**7**).

Table 3
Electronic parameters for selected model compounds and intermediates

Entry	Compound	Energy (eV)		Coefficients ^a (%)		Charge
		HOMO	LUMO	HOMO	LUMO	
1	3g	-8.77	-1.05	S 44.3 N 13.6	—	S -0.32 N 0.09
2	6	-10.01	-0.61	C ₁ 25.5 C ₂ 25.5	—	C ₁ 0.29 C ₂ 0.29
3	9	-8.69	-0.38	C ₂ 17.0 C ₁ 0.2	—	C ₂ 0.09 C ₁ 0.12

^a Coefficients were calculated as (∑ c_i²) × 100.



Scheme 5. Proposed mechanism for 2-hydrazolyl-5,5-diphenyl-4-thiazolidinone (7) formation.

erocycle was previously unknown and was now fully characterized. The HMBC experiment revealed a cross-peak between the N–H proton and the carbonyl carbon at C₄, thus confirming the regiochemistry of the reaction.

With the goal to rationalize how this reaction proceeded, we undertook a frontier orbital analysis using the semi-empirical parametrization PM3.²² Table 3 shows HOMO/LUMO energies, coefficients, and charge distributions calculated for model compounds. The HOMO/LUMO energy gap is small and it would seem that the reaction with thiosemicarbazone and benzil is kinetically favored and frontier orbital control, and not charge control, should govern the process.

The proposed mechanism for the formation of 2-hydrazolyl-5,5-diphenyl-4-thiazolidinone 7 is depicted in Scheme 5. Based on HOMO/LUMO energies and orbital coefficients, the first step should be the nucleophilic attack of S₃ to C₁, one of the two carbonyl groups present in benzil, to form the tetrahedral intermediate 8. This intermediate proceeds by nucleophilic attack of N₁ to C₂ to give intermediate 9, in similar fashion to imidazoline formation.²³

According to our results, the diol 9 undergoes a phenyl group migration, from C₂ to C₁, where the largest LUMO coefficient is located (Table 3, entry 3), which is in agreement with the observed regiochemistry, pathway a. Even though intermediate 10 was proposed by Butler and co-workers as the most favorable for phenyl group migration in the synthesis of imidazolines, in our case intermediate 10 would lead to 5-thiazolidinone 11, which was never isolated.

In summary, in this investigation we explored the microwave-mediated tandem reactions of aldehydes, thiosemicarbazones, and maleic anhydrides to produce 2-hydrazolyl-4-thiazolidinones, with yields ranging from 33% to 82%. The advantages in the use of this methodology are shorter reaction times, higher yields, and a minimization of synthetic operations, solvent use, and waste generation. When we investigated the scope of the tandem synthesis for hydrazolyl-4-thiazolidinones 5, we were able to demonstrate that the process is general for aromatic and aliphatic aldehydes; however, the use of different types of Michael acceptors has not yet been accomplished. As an important part of this work, we also present the synthesis of 2-hydrazolyl-5,5-diphenyl-4-thiazolidinone 7, a new class of 4-thiazolidinones. We propose a mechanism for the heterocycle formation based on a benzilic acid rearrangement promoted by thiosemicarbazone.

Acknowledgments

This work was supported by the National Institutes of Health-FIRCA (R03TW007772) and UdelaR (CSIC-No. 349). We would like to thank Professor O. Ventura and Dr. P. Saenz in the Computational Chemistry and Biology Group for assistance in theoretical

calculations, and Dr. A. Rodríguez for HRMS ESI TOF-MS analyses (Polo Tecnológico-FQ; Proyecto Enlaces-UE URY-2003-5906).

References and notes

- Verma, A.; Saraf, S. K. *Eur. J. Med. Chem.* **2008**, *43*, 897–905.
- (a) Du, X.; Guo, C.; Hansell, E.; Doyle, P.; Caffrey, C.; Holler, T.; McKerrow, J.; Cohen, F. J. *Med. Chem.* **2002**, *45*, 2695–2703; (b) Cohen, F. E.; Du, X.; Guo, C.; McKerrow, J. H. U.S. Patent 6 897 240, 2004.
- Walcourt, A.; Loyevsky, M.; Lovejoy, D. B.; Gordeuk, V. R.; Richardson, D. R. *Biochem. Cell Biol.* **2004**, *36*, 401–407.
- Senaratne, D.; Kalinowski, D. S.; Islam, M.; Bernhardt, P. V. *J. Med. Chem.* **2006**, *49*, 6510–6521.
- Vigorita, M. G.; Ottanà, R.; Monforte, F.; Maccari, R.; Monforte, M. T.; Trovato, A.; Taviano, M. F.; Miceli, N.; De Luca, G.; Alcaro, S.; Ortuso, F. *Bioorg. Med. Chem.* **2003**, *11*, 999–1006.
- Rawal, R. K.; Tripathi, R.; Katti, S. B.; Pannecouque, C.; De Clercq, E. *Bioorg. Med. Chem.* **2007**, *15*, 1725–1731.
- Bonde, C. G.; Gaikwad, N. J. *Bioorg. Med. Chem.* **2004**, *12*, 2151–2161.
- Ottanà, R.; Maccari, R.; Ciurleo, R.; Vigorita, M. G.; Panico, A. M.; Cardile, V.; Garufi, F.; Ronsisvalle, S. *Bioorg. Med. Chem.* **2007**, *15*, 7618–7625.
- (a) Tenorio, R.; Carvalho, C.; Pessanha, C.; de Lima, J.; de Faria, A.; Alves, A.; de Melob, E. J.; Goes, A. *Bioorg. Med. Chem. Lett.* **2005**, *15*, 2575–2578; (b) Aquino, T.; Liesen, A.; Silva, R.; Lima, V.; Carvalho, C.; Faria, A.; de Araujo, J. M.; Lima, J. G.; Alves, A. J.; de Melob, E. J. T.; Goes, A. J. S. *Bioorg. Med. Chem.* **2008**, *16*, 446–456.
- Plut, M.; Pollak, A.; Tisler, M.; Likar, M.; Schauer, P. S. *J. Med. Chem.* **1966**, *9*, 430–431.
- Krbavcic, A.; Badawy, M. A.; Abdel-Hady, S. A.; Kadry, A. M.; Ibrahim, Y. A. *Sulfur Lett.* **1989**, *9*, 149–157.
- Ho, T. *Tandem Organic Reactions*; Wiley-Interscience: New York, 1992.
- (a) Tietze, L. F.; Beifuss, U. *Angew. Chem.* **1993**, *32*, 131–132; (b) Tietze, L. F. *Chem. Rev.* **1996**, *96*, 115.
- Wipf, P.; Fletcher, J. M.; Scarone, L. *Tetrahedron Lett.* **2005**, *46*, 5463–5466.
- Hayes, B. L. *Microwave Synthesis, Chemistry at the Speed of Light*; CEM: Matthews, North Carolina, 2002. Chapter 1, p 16.
- Typical procedure for thiazolidinone preparation (5c)*: To a stirred solution of *p*-*N,N*-dimethylamine benzaldehyde (300 mg, 2.0 mmol) in toluene (1 mL) and DMF (1 mL) were added thiosemicarbazide (220 mg, 2.4 mmol), *p*-toluene sulfonic acid (30 mg, 0.2 mmol), and maleic anhydride (987 mg, 10.0 mmol). The reaction mixture was heated in a stirred microwave vial for 9 min at 120 °C (200 W), poured into water (30 mL), and extracted with ethyl acetate (3 x 30 mL). The combined organic layers were dried (Na₂SO₄), filtered, and concentrated. The residue was finally recrystallized from methanol to give 5c (527 mg, 82% yield) as a yellow solid; mp 278–279 °C; ¹H NMR (400 MHz, D₂O/K₂CO₃) δ 2.42 (dd, *J*₂ = 11.7, *J*₃ = 16.2 Hz, 1H), 2.93 (s, 6H), 3.06 (dd, *J*₂ = 4.1, *J*₃ = 16.2 Hz, 1H), 4.22 (dd, *J*₁ = 4.1, *J*₂ = 11.7 Hz, 1H), 6.88 (d, *J* = 9.0 Hz, 2H), 7.61 (d, *J* = 9.0 Hz, 2H), 8.20 (s, 1H); ¹³C NMR (100 MHz, D₂O/K₂CO₃) δ 40.02, 41.90 (C_{endo}), 41.99 (C_{exo}), 49.90, 113.44, 122.80, 129.22, 152.83, 155.88, 161.05, 178.95 (C_{exo}), 179.37 (C_{endo}), 190.77 (COOH); HRMS calcd for C₁₄H₁₆N₄O₃S [M⁺–H]: 319.0865, found: 319.0859.
- Under the following reaction conditions: methyl acrylate acid, 3h, EtOH, μW, K₂CO₃, 120 °C, 15 min or EtOH, KOH, μW 120 °C, 15 min, no product was observed.
- Under the following reaction conditions: methyl cinnamate, 3h, PhMe, μW 120 °C, *p*-TosOH 19 min, no product was observed.
- Muccioli, G. G.; Poupaert, J. H.; Wouters, J.; Norberg, B.; Poppitz, W.; Scriba, G.; Lambert, D. M. *Tetrahedron* **2003**, *59*, 1301–1307.
- Braibante, M.; Braibante, H.; Uliana, M. P.; Costa, C. C.; Spenazzatto, M. *J. Brazil Chem. Soc.* **2008**, *19*, 909–913.
- To a stirred solution of 4-methoxybenzylidene thiosemicarbazone 3g (177 mg, 0.91 mmol) in DMSO (1.5 mL) were added benzil (150 mg, 0.60 mmol) and

KOH 1.2 M (0.3 mL, 0.36 mmol). The reaction mixture was heated in a microwave for 10 min at 120 °C (200 W) with stirring, poured into water (30 mL), and extracted with ethyl acetate (3 × 30 mL). The combined organic layers were dried (Na₂SO₄), filtered, and concentrated. The residue was finally purified by chromatography on SiO₂ (AcOEt/hexanes, 1:4) to give compound **7g** (80 mg, 22%) as a white solid: mp 192.5–193.1 °C; ¹H NMR (400 MHz, CDCl₃) δ

3.85 (s, 3H), 6.94 (d, *J* = 8.8 Hz, 2H), 7.36–7.42 (m, 10H), 7.81 (d, *J* = 8.8 Hz, 2H), 9.08 (s, 1H), 9.10 (s, 1 H_{NH}). ¹³C NMR (100 MHz, CDCl₃) 55.41, 71.36, 114.25, 125.29, 127.01, 127.56, 128.69, 129.01, 130.64, 137.60, 162.91, 169.73, 180.14; HRMS calcd for C₁₄H₁₆N₄O₃S [M+Na]⁺: 424.1081, found: 424.1090.

22. Available in the commercial computer program package Hyperchem Pro.
23. Butler, A. R.; Leitch, E. J. *Chem. Soc., Perkin Trans.* **1977**, 14, 1972–1976.